



# Police Department

*2019/2020 Crime Report*



# Current Projects

- | Supporting COVID-19 recovery operations
- | Continue working with Community Partners on Homeless Issues
- | Supporting Major City Goals including Diversity, Equity and Inclusion, Downtown Vitality and Climate Action
- | Focus on reducing harm
- | Develop a new roadmap for the Police Department under Chief Rick Scott



# Accomplishments

- i COVID-19 Response/EOC Operations
- i Protest Management
- i Cannabis Detective and New Business Integration - Transitioned to private entity
- i Compstat – New public facing dashboard and mapping with GIS for near real-time crime statistics and trends
- i Support Downtown recovery efforts with Foot Patrols for holiday and other seasonal activations
- i Mobile City EOC trailer completed
- i Overall Part I Crime reduction 5% and lowest in 6 years



# Violent Crime in CA 2019

- i Murder, Rape, Aggravated Assault, Robbery
- i Violent Crime in SLO increased 10% in 2020 compared to 2019, driven solely by increases in aggravated assault (139 total, 50 transient related)
- i Violent Crime CA – 4.3/1000
- i Violent Crime SLO 4.4/1000



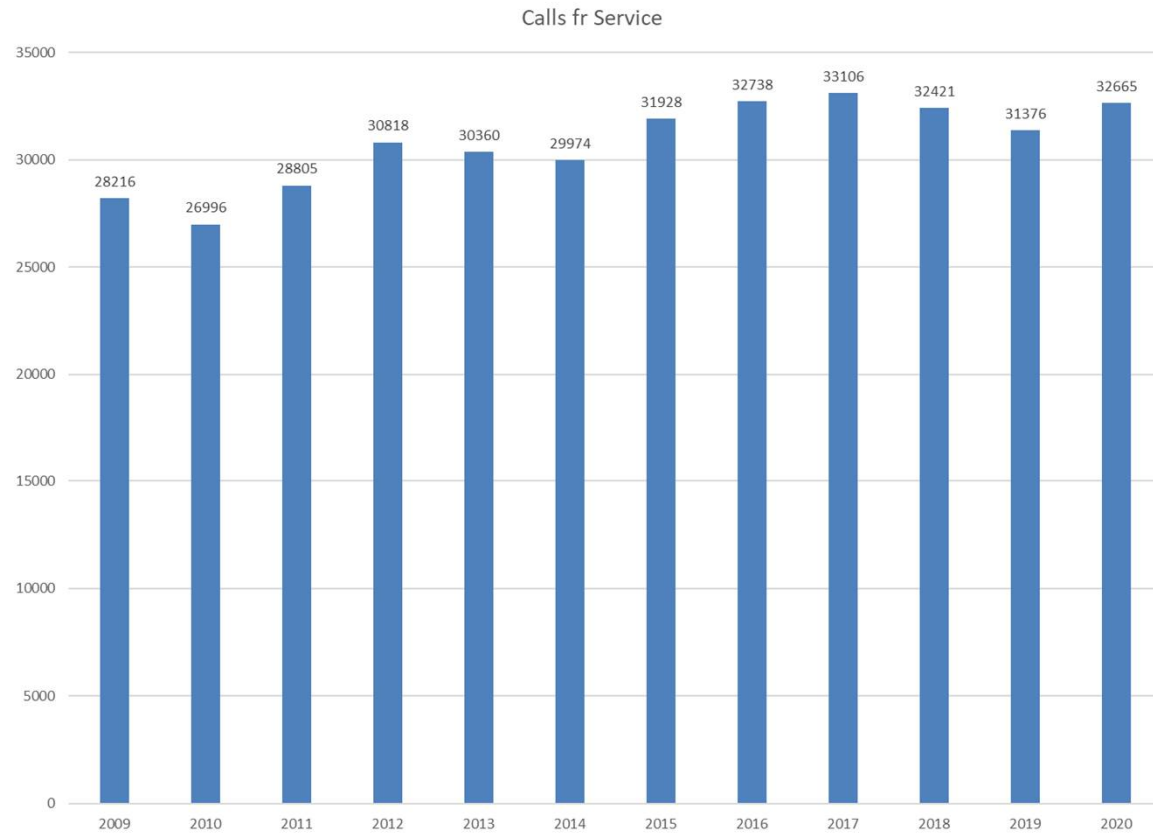
# Property Crime in CA 2019



- i Residential, Commercial and Vehicle Burglary, Theft, Vehicle Theft
- i The property crime rate in SLO decreased 7% from 1738 in 2019 to 1620 in 2020.
- i SLO Property crime percentages in 2020 are 75% larceny (theft and vehicle burg), 18% burglary, 7% auto thefts.
- i Property Crime CA 22.7/1000
- i Property Crime SLO 34.4/1000



# Total Calls for Service 2009 - 2020

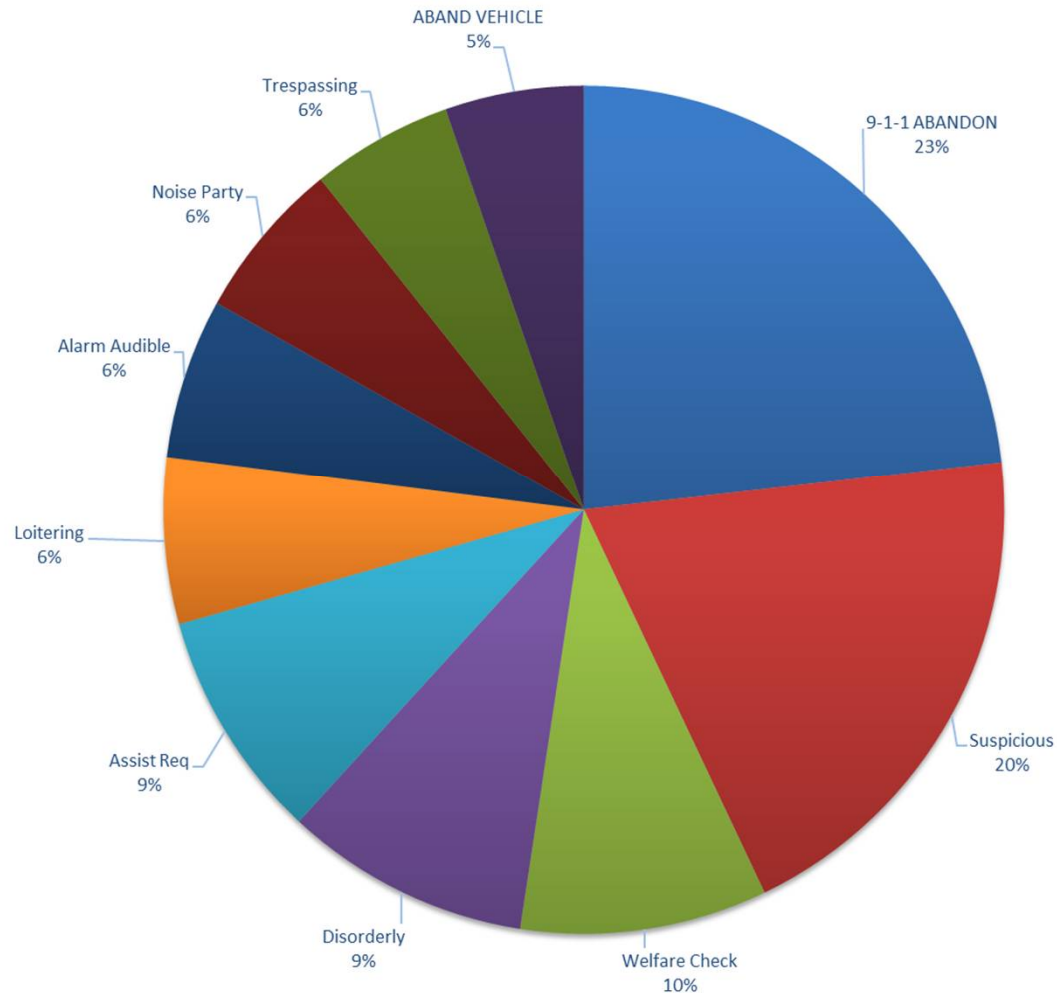


Calls for service have increased 21% in the past 10 years.



# 2020 Call for Service by Type

2020 Calls for Service Top 10 call types



# Crime Comparison

## 2019 / 2020



	2018	2019	%Dif	2020	%Dif
Murder	1	0	-100%	1	100%
Rape	51	39	-24%	37	-5%
Robbery	33	34	3%	28	-18%
Agg. Assault	103	114	11%	139	22%
Burglary	244	277	14%	284	3%
Larceny	1493	1387	-7%	1219	-12%
Motor Veh. Theft	74	74	0%	117	58%
Part 1 Violent	188	187	-.5%	205	10%
Part 1 Property	1811	1738	-4%	1620	-7%
Total Part 1	1999	1925	-4%	1825	-5%





## Traffic - 2019 / 2020

	2018	2019	%Dif	2020	%Dif
Collisions	527	588	12%	288	-51%
Pedestrian	28	31	11%	19	-39%
Bike	47	44	-6%	23	-48%
Traffic Cites	5003	4090	-18%	2522	-38%
Pedestrian	707	610	-14%	287	-53%
Bike	415	230	-46%	157	-32%
Warnings	5221	4763	-9%	2633	-45%
DUI Arrests	329	226	-31%	114	-50%



# Noise

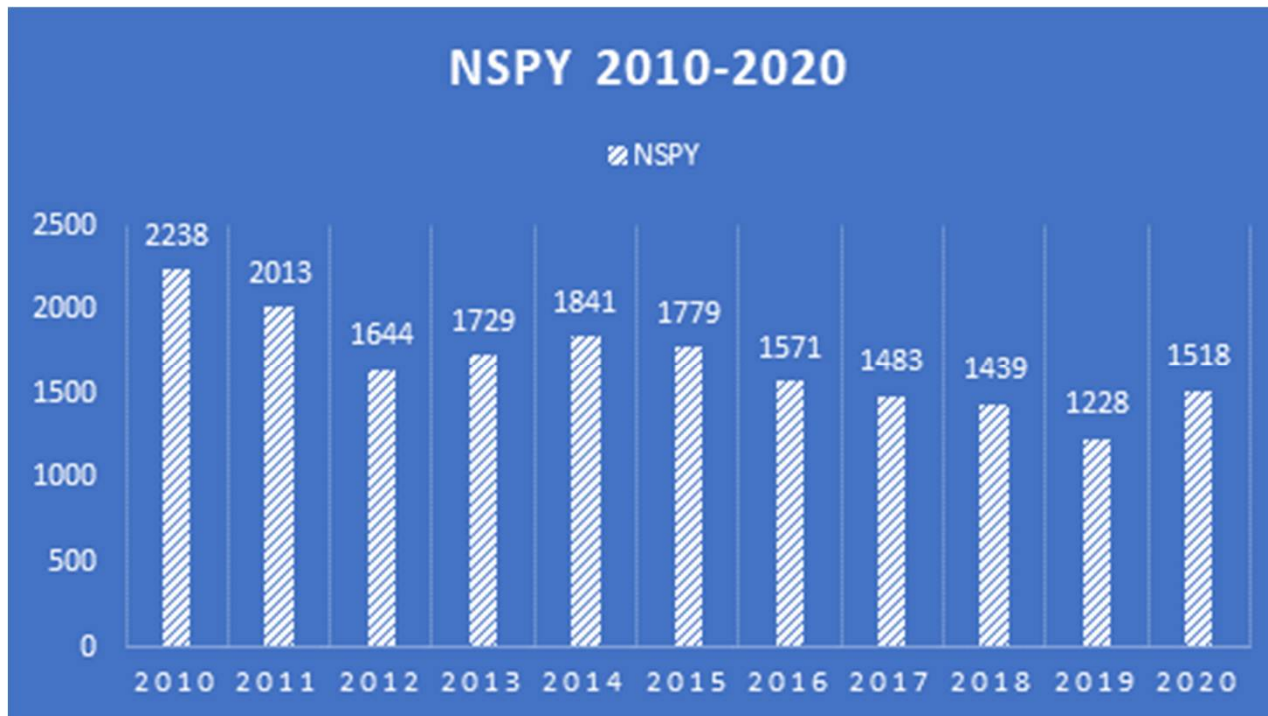
## 2019/2020



	2018	2019	%Dif	2020	%Dif
Noise Complaints	1439	1228	-15%	1518	24%
Cites	204	149	-27%	337	126%
DACS	363	376	4%	96	-74%
UTL	140	113	-19%	146	29%
Neg. Violation	681	559	-18%	951	70%
Landlord Cites	97	84	-9%	65	-23%



# Noise Complaints Past 10 Years



# Party Registration Since Inception

Year	Submitted	Approved	Denied	Warning Call	Citation
2017*	35	24	11	5	0
2018	115	99	27	9	1
2019	339	242	91	38	3

\*program launched in May 2017

APPLICATIONS REC'D	339
APPROVED	242
DENIED	91
• LATE SUBMITTAL	33
• PREMISED	35
• COMMON AREA	3
• NOT IN CITY	1
• DAY REQUESTED NOT ELIGIBLE	18
• 2 PRIOR PHONE WARNINGS	1
PHONE WARNINGS	38
CITATIONS ISSUED	3



CITY OF SAN LUIS OBISPO

# Covid Crime Comparison



Crime	381 Days Pre-COVID 2/28/2019 to 3/15/2020	381 Days Post-COVID 3/15/2020 to 3/31/2021	% Change
Auto Burglary	419	468	11.69 %
Burglary - Non Residence	125	181	44.8 %
Burglary - Residence	106	109	2.83 %
Theft - Other	999	859	-14.01 %
Vehicle Theft	92	161	75 %
<b>Total Property</b>	<b>1741</b>	<b>1778</b>	<b>2.13 %</b>
Aggravated Assault	122	139	13.93 %
Homicide	0	1	100 %
Rape	46	34	-26.09 %
Robbery	39	26	-33.33 %
<b>Total Violent</b>	<b>207</b>	<b>200</b>	<b>-3.38 %</b>
<b>Total Crime</b>	<b>1948</b>	<b>1978</b>	<b>1.54 %</b>



# Homeless SLO

## *City & County*

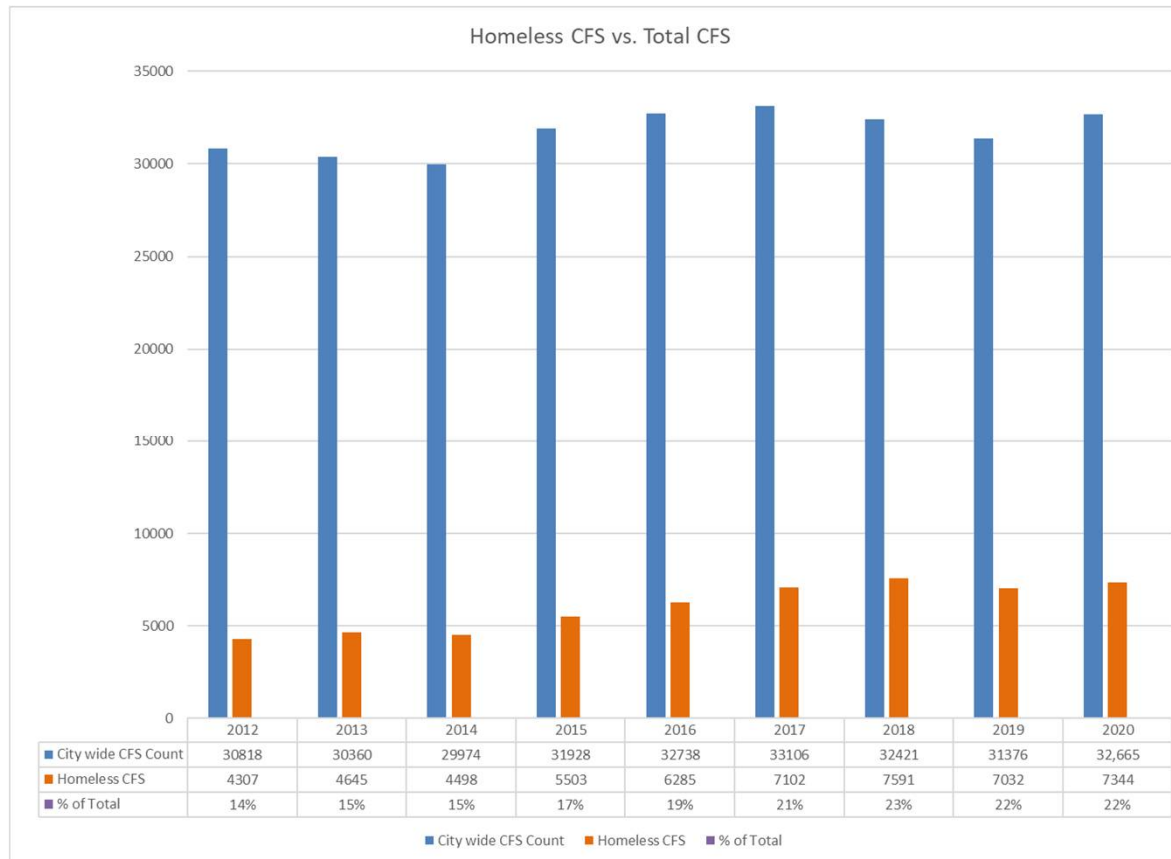


SLO City	2015	2017	%Dif	2019	%Dif
Sheltered	158	189	20%	156	-17%
Unsheltered	324	222	-31%	326	47%
Total	482	411	-15%	482	17%
SLO County	2015	2017	%Dif	2019	%Dif
Sheltered	392	345	-12%	311	-10%
Unsheltered	1123	780	-31%	1172	50%
Total	1515	1125	-26%	1483	32%

\* Homeless point in time count completed every two years



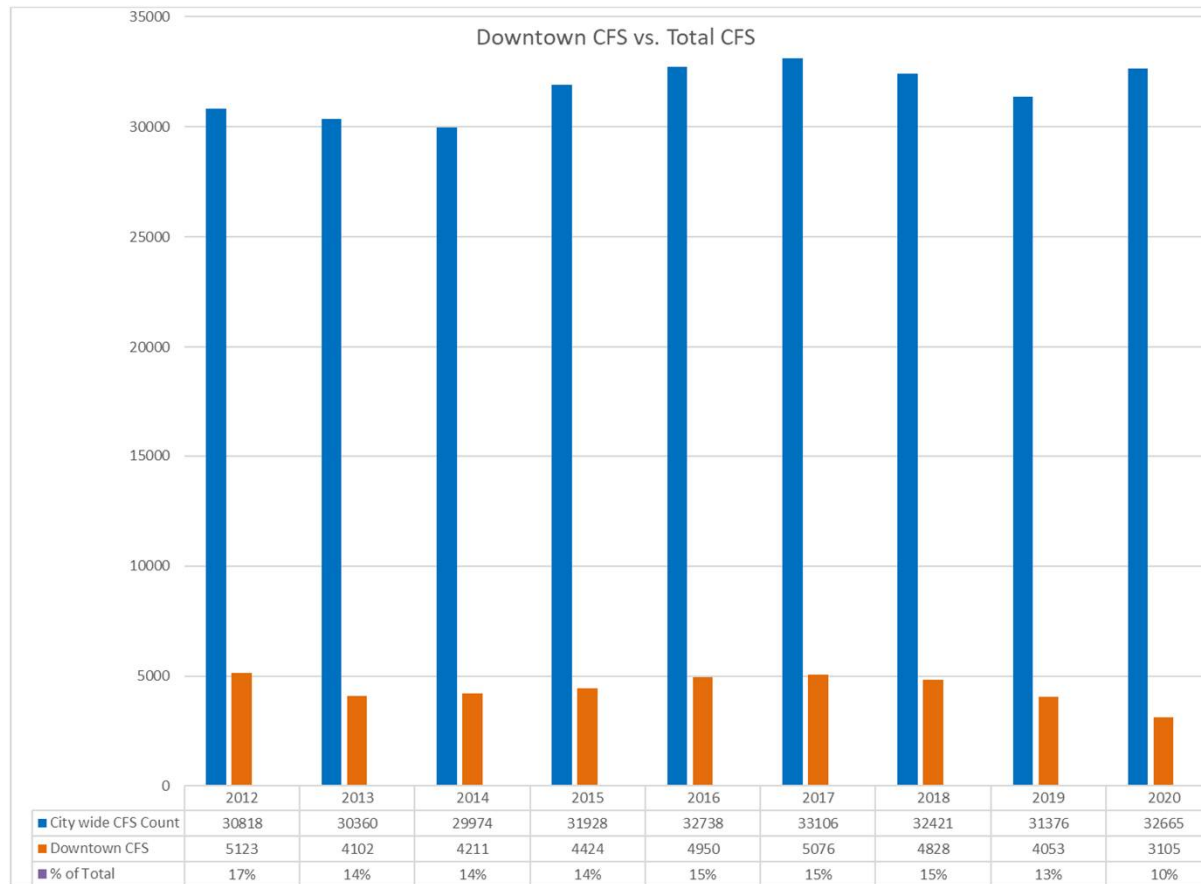
# Homeless Calls for Service



**2020 – 22% of Citywide CFS**  
**In 2020 there was a 4% increase from**  
**2019 in both CFS and Homeless CFS**



# Downtown Calls for Service



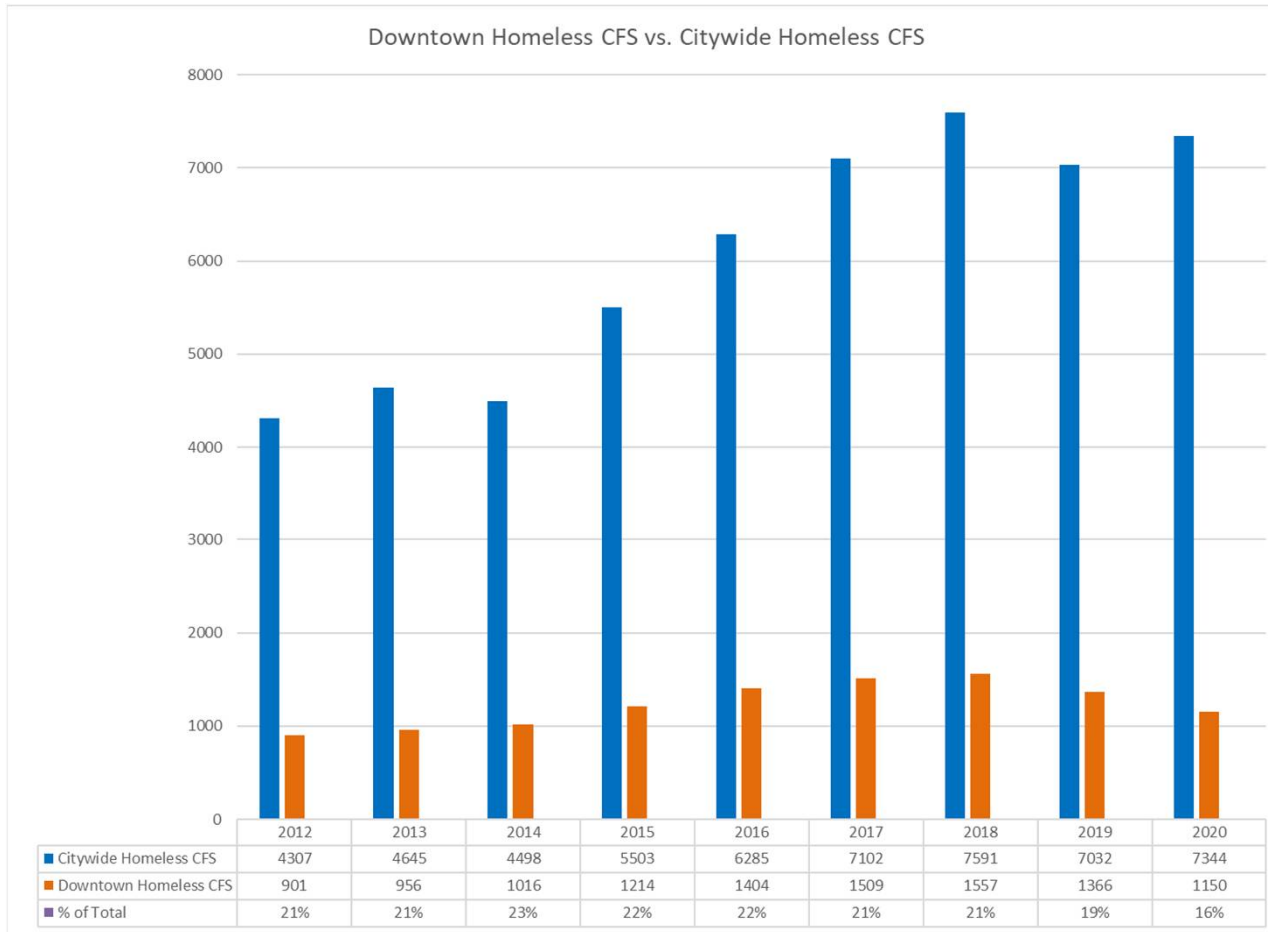
**2020 – 10% of Citywide CFS**

In 2020 there was a **23% decrease** from 2019





# Homeless CFS vs. Downtown Homeless CFS



In 2020 16% of all Homeless Calls for Service occurred in Downtown



# Community Action Team (CAT) Social Worker

John Klevins completed his first year with CAT 09/2018 to 01/2021

- | Over **1,018 individuals engaged**
- | **258 of new contacts have engaged in Behavioral Health Programming**  
(mental health or substance abuse)
- | **151 accepted assistance** in getting off the streets.
  - | Relocation to Prado
  - | 70 Now Program
  - | Family Reunification
  - | Drug & Alcohol Programs
- | 103 Family Reunifications
- | 67 In-Home Family Interventions
- | 48 Inmate Assistance @ County Jail
- | 137 Bicycles provided to 40 Prado
- | 27 Presentations/Trainings provided to various employee groups and organizations
- | 4 Cal Poly Internships
- | 1500+ Non-Perishable Food Sacks Provided



# Mental Health Related Calls for Service

	Calls	Transported	%Transported
2016	288	88	31%
2017	303	111	37%
2018	207	103	50%
2019	252	119	47%
2020	282	128	45%

2019/2020 - 12% increase



# Current Challenges

- COVID-19 Fatigue (both community and Department)
- Meeting continually changing needs
- Time required to hire and train new Officers to solo status (overtime, over hires, lost time, IOD)
- Homeless and transient impacts
- Crime and nuisance
- Increased special events/protests



# Notable Pending Legislation

- | AB17, AB60 - Peace Officers: Disqualification from Employment
- | AB26 - Use of Force
- | AB48 - Kinetic Energy Projectile and Chemical Agents
- | AB57 - Hate Crime – DOJ Review
- | AB89 - Minimum Age Qualifications (25 or degree)
- | AB655 - Law Enforcement Accountability Reform Act
- | AB718 - Investigations of Officer Misconduct (Cunningham)
- | AB958 - Prohibition of Law Enforcement Cliques
- | AB1451 - Obstruction of Justice (Anti-Doxxing Bill)





# QUESTIONS?

