


Housing Safety, Affordability, and Neighborhood Livability

234 Total responses to the poll:

↓↑ **What actions would you like to see the City take to achieve Housing Safety, Affordability, and Neighborhood Livability?** 234 

1. Continue to implement Below Market Rate Housing best practices including leveraging affordable housing fund revenues, down payment assistance programs, streamlined processing of loan documents, and updated policies and procedures.

2. Continue work to update the Margarita Area Specific Plan to include more housing options (affordable, multi-family, mixed-use) on undeveloped land, and work with property owners on a plan for the completion of the Prado Road extension to Broad Street.

3. Leverage grant funding opportunities and collaborate with housing partners to develop additional below-market-rate units.

4. Improve unsafe/unsanitary/illegal housing conditions, barriers to accessibility, energy efficiency, or unsafe neighborhoods annually by using Federal/State/local housing funds, and promoting neighborhood wellness through the Neighborhood Service Program.I

5. Initiate an update to the Upper Monterey Area Plan to ensure the area's development aligns with the current needs, including additional housing.

6. Continue to work with Cal Poly University Administration to secure the designation of on-campus fraternity/sorority living groups.

7. Initiate an update to the 7th Cycle Housing Element to comply with state mandates and ensure the City is addressing the diverse housing needs of the community through programs, policies, and zoning.

8. Continue to support "good neighbor programs" with Cal Poly State University, Cuesta College, the City and local residents. The programs should continue to improve communication/cooperation between groups about student housing in residential neighborhoods.

9. Continue the City's Neighborhood Services and Code Enforcement programs to support neighborhood wellness.

10. Continue State housing law tracking and implementation of changes to comply with new housing laws including updates to objective design standards


Attachment A – Forum Results Summary

Housing Safety, Affordability, and Neighborhood Vitality Other Ideas (60 total responses). The top themes included:

14 Respondents indicated they wanted better tenant protections including eviction protection, incentives for lower rent, and regulations for safer housing units. Four (4) of those respondents specifically mentioned the creation of a *Rental Registry*.

9 Respondents indicated they wanted zoning changes that would support more housing production, specifically, respondents called for zoning updates to allow for higher density development.

6 Respondents indicated they wanted more code enforcement resources for neighborhoods, with several specifically mentioning that the City should do more to control *illegal greek life*.

5 Respondents indicated they wanted an acceleration of the City's Land Use and Circulation Element (LUCE) update.


4 Respondents indicated they wanted the City to support Smart Share Housing Solutions and specifically mentioned support of the "Waterman Village Project".

3 Respondents indicated they wanted clean air to be a top priority and that the City should update its smoking ordinance to include multiunit housing.

There were many responses that generally urged the City to do more to make neighborhoods more livable, safe, and affordable. Several respondents said they wanted more parking minimums and parking districts and several indicated that an expedited permitting process could help incentivize housing production.

Climate Action and Open Space

266 Total responses to the poll:

↕ **What actions would you like to see the City take to achieve a priority of Climate Action and Open Space?** 266 

Climate Action and Open Space

1. Acquire and protect new open spaces in the San Luis Obispo Greenbelt and manage open spaces for natural resources protection, equitable and user-friendly access, resilience to climate change, and carbon sequestration.




2. Continue to build and maintain a contemporary and sustainable trail system.




3. Provide affordable and accessible sustainable transportation options (e.g., public transit, bike/pedestrian infrastructure, electric vehicle chargers, electric car and bike share programs, etc.).




4. Support the City goal to plant and maintain 10,000 new trees by 2035 (the "10 Tall" initiative).




5. Invest in resilient infrastructure to improve community safety (e.g. spaces to gather during extreme weather and power outages) and reduce natural disaster risks (e.g. invest in managing creeks to prevent wildfires and flooding).



6. Provide access to resources and direct support for residents that make it easy and affordable to have a green and healthy home (e.g., rooftop solar, energy efficiency, replacing fossil fuel appliances, secure federal and state incentives, and rebates, etc)



7. Reduce greenhouse gas emissions from City operations (e.g., replace the City's gas vehicles with e-bikes or electric vehicles, remove fossil fuel appliances from City-owned buildings and facilities, etc.)



Attachment A – Forum Results Summary

Climate Action and Open Space Other Ideas (81 total responses). The top themes included:

18 Respondents indicated they wanted the dredging of Laguna Lake to be prioritized.

11 Respondents indicated they wanted the City to build more bike trails and infrastructure, including more beginner-friendly mountain bike trails and a Mountain Bike Park in the Laguna Lake area.

8 Respondents indicated they wanted the City to prioritize the maintenance of its open space and several specifically called for fire fuel reduction measures and the expansion of cultural or prescribed burns.

6 Respondents indicated they wanted the connection of more trails and open spaces throughout the City and County.

5 Respondents indicated they wanted the City to prioritize disaster preparedness and include disaster preparedness as a work program for climate resilience.

5 Respondents indicated they wanted incentives for building green infrastructure and electric vehicles.

5 Respondents indicated they wanted the City to prioritize improving its public transit options to incentivize alternative modes of transportation.

Many responses were supportive of the City's climate goals and recommended a variety of different ways to advance our goals such as planting more trees, increasing educational work, and using community partnerships to help achieve climate goals.

Homelessness Response

133 Total responses to the poll:

↓↑ **What actions would you like to see the City take to achieve a priority of Homelessness Response?**

133 

1. Support County and regional partners in securing and implementing funding for services, transitional and permanent supportive housing, including Encampment Resolution Funding, Project Homekey grants, and support for non-congregate family shelters.




2. Leverage funding from partner agencies for the Mobile Crisis Unit (MCU) and Community Action Team (CAT) programs; expand services; develop sustainable safe parking programs; and pilot transitional shelter programs in collaboration with regional partners.




3. Continue to work collaboratively with County and key stakeholders to coordinate regional encampment and street outreach, including an expanded hotel voucher program to ensure a bridge for temporary emergency shelter




4. Continue to develop the City's Safe Housing Outreach and Education Program




5. Rotating Safe Parking Program Implementation



6. Continue to increase homelessness response communications, resource sharing, and education, including increased public use of Ask SLO app



7. Continue to expand implementation of digital encampment management tool internally and for potential countywide use or explore using other countywide systems shared with other regional partners.



Homelessness Response Other Ideas (37 total responses). The top themes include:

9 Respondents indicated they wanted rent control and tenant protection measures that would help make housing more affordable and keep people from becoming homeless.

Attachment A – Forum Results Summary

4 Respondents indicated they wanted improved mental health and drug rehabilitation programs and a shift away from a “housing first” model.

3 Respondents indicated they wanted the City to develop a multi-use homeless site within the City or in an open space area.

3 Respondents indicated they wanted the City to prioritize stronger policing, especially for illegal drug use.

Other responses varied. Some responses included allowing tents in safe parking programs, focusing on relocation, and exploring programs that provide the homeless with an opportunity to garden and grow crops.

Diversity, Equity, and Inclusion

161 total responses to the poll:



What actions would you like the City to take to achieve a Diversity, Equity, and Inclusion priority?

161

1. Continue grant programs that support arts, culture, and the work of non-profit organizations in the community (DEI High-Impact Grant, Human Services Grant, etc.)
2. Continue efforts to attract and support minority-owned businesses, ensuring they have access to resources and opportunities for success in SLO.
3. Continue efforts to improve access and affordability of high-speed internet in the community to ensure digital equity.
4. Implement strategies for enhancing disaster preparedness programs, ensuring they serve underserved and underrepresented communities.
5. Improve participation in public meetings through updated public engagement practices to reach underserved and underrepresented communities.
6. Continue efforts toward community-based policing and restorative practices to ensure they effectively address the needs of vulnerable communities.
7. Collaborate with sustainability initiatives to implement climate justice projects that support vulnerable populations.
8. Create and sustain inclusive recruitment practices to encourage a diverse workforce.
9. Continue to host equity and inclusivity focused education and events (e.g. Community Belonging Series).

Attachment A – Forum Results Summary

Diversity, Equity, and Inclusion Other Ideas (44 responses). The top themes included:

11 Respondents indicated they wanted the City to prioritize tenant protections and other housing solutions (increased options, low-cost units) to achieve the goal of DEI.

8 Respondents indicated they wanted the City to eliminate DEI as a major City goal, but many of them recommended operationalizing the initiatives.

6 Respondents indicated they wanted the City to continue its DEI Major City Goal and expand funding for DEI programs.

6 Respondents indicated they wanted the City to support public art and shared the sentiment that providing access to cultural arts encourages DEI.

Downtown Vitality and Economic Development

175 total responses to the poll:

↓↑ **What actions would you like the City to take to achieve an Economic Development/Downtown Vitality priority?**

175 

1. Continue programs to support small businesses like Buy Local Bonus and SLO Restaurant Month




2. Continue to support activations in Mission Plaza and other Downtown events, including holiday activities.




3. Continue to work with regional partners like REACH, SLO Chamber of Commerce, Visit SLO CAL, Downtown SLO, and Cal Poly to support the business community




4. Expand outreach and promotion efforts to existing and potential new businesses through a business retention and expansion program.




5. Continue to support childcare business startups and expansion of existing businesses by offering grant programs and incentivizing the development of childcare facilities.




6. Continue support of Downtown's Clean and Safe ambassador programs.




7. Continue to promote and empower business neighborhoods including and beyond Downtown.




8. Continue to bolster the entrepreneurial ecosystem.



9. Implement disaster preparedness measures and training for business preparedness, continuity, and recovery.



10. Continue telling the San Luis Obispo story via targeted marketing and activities of an authentic and inviting California community for residents and visitors.



Downtown Vitality and Economic Development Other Ideas (244 Responses). The top themes included:

210 Respondents indicated they wanted the continuation of “Cultural Vitality” within a Major City Goal and specifically supported the Cultural Arts District and the expansion of arts and culture opportunities within the City.


11 Respondents indicated they wanted the City to lower its Parking rates or bring back free parking.


7 Respondents indicated they wanted the City to take action to address downtown vacancies. Most of these responses specifically mentioned the establishment of a “vacancy tax” to disincentivize vacancies.




3 Respondents indicated they wanted increased resources to make downtown cleaner and safer, such as increased power washing.

Fiscal Sustainability

104 total responses to the poll:

↓↑ **What actions would you like the City to take to achieve a Fiscal Sustainability priority?** 104 

1. Utilize grant writing services to identify and secure grants and partnerships that reduce reliance on the General Fund.

2. Implement cost-saving measures and explore revenue-generating opportunities to strengthen long-term fiscal sustainability.

3. Continue to implement and enhance the City's sound financial management practices to support the stability of the organization and services provided to the community.

4. Continue to implement strategies to expedite the paydown of the City's CalPERS pension liabilities.

5. Complete a Development Impact Fee study and implement updated Council-adopted fees.


Attachment A – Forum Results Summary


Fiscal Sustainability Other Ideas (22 Responses):

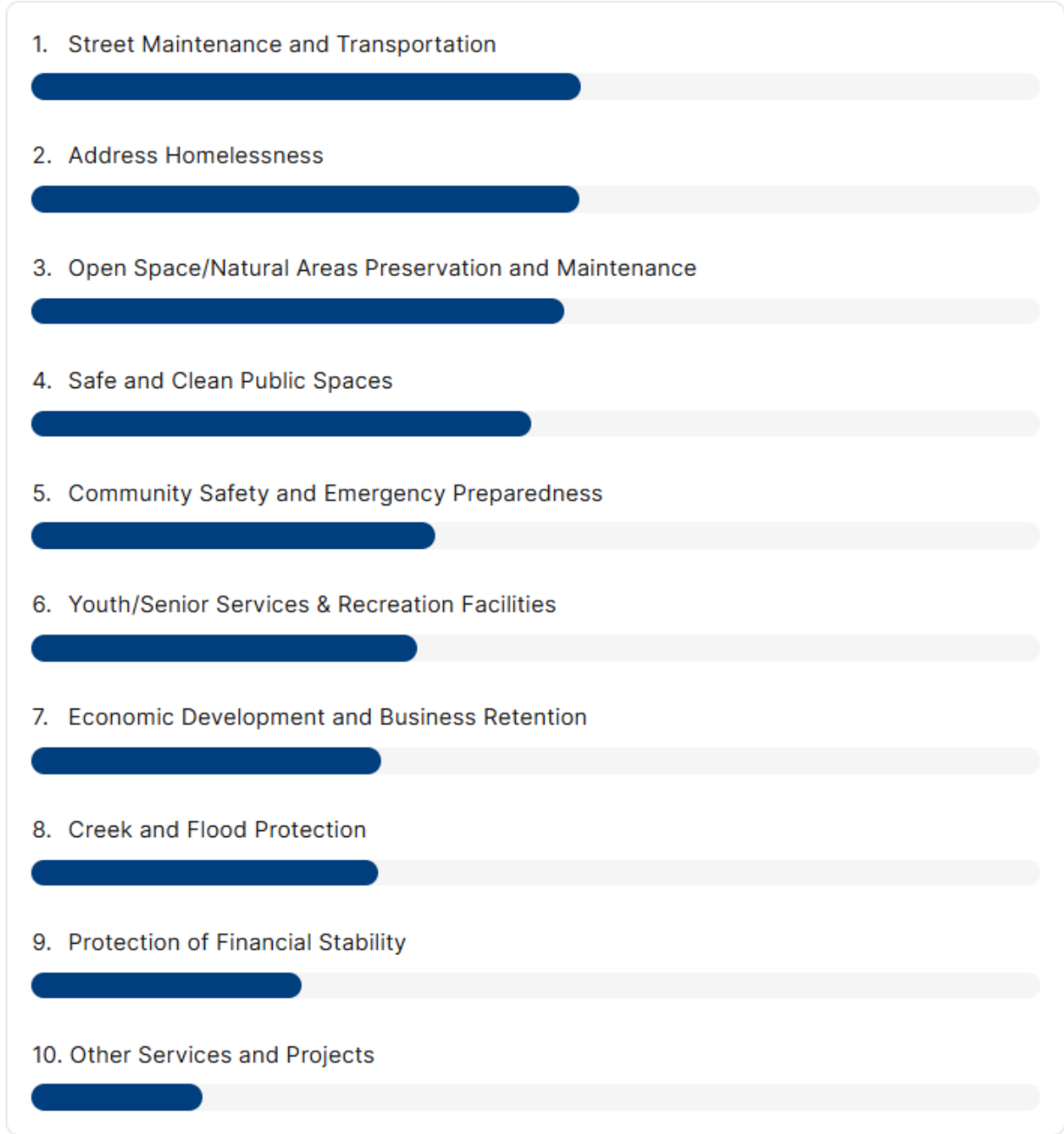
Due to the limited number of responses regarding Fiscal Sustainability Other Ideas, no significant themes emerged. However, the ideas shared generally included:

- Re-prioritizing infrastructure projects and expediting their completion to mitigate inflationary costs.
- Reducing departmental budgets and headcount.
- Expanding the business license program to include a rental registry and implementing a per-property fee for landlords.
- Suggestions for investment strategies.

Local Revenue Measure

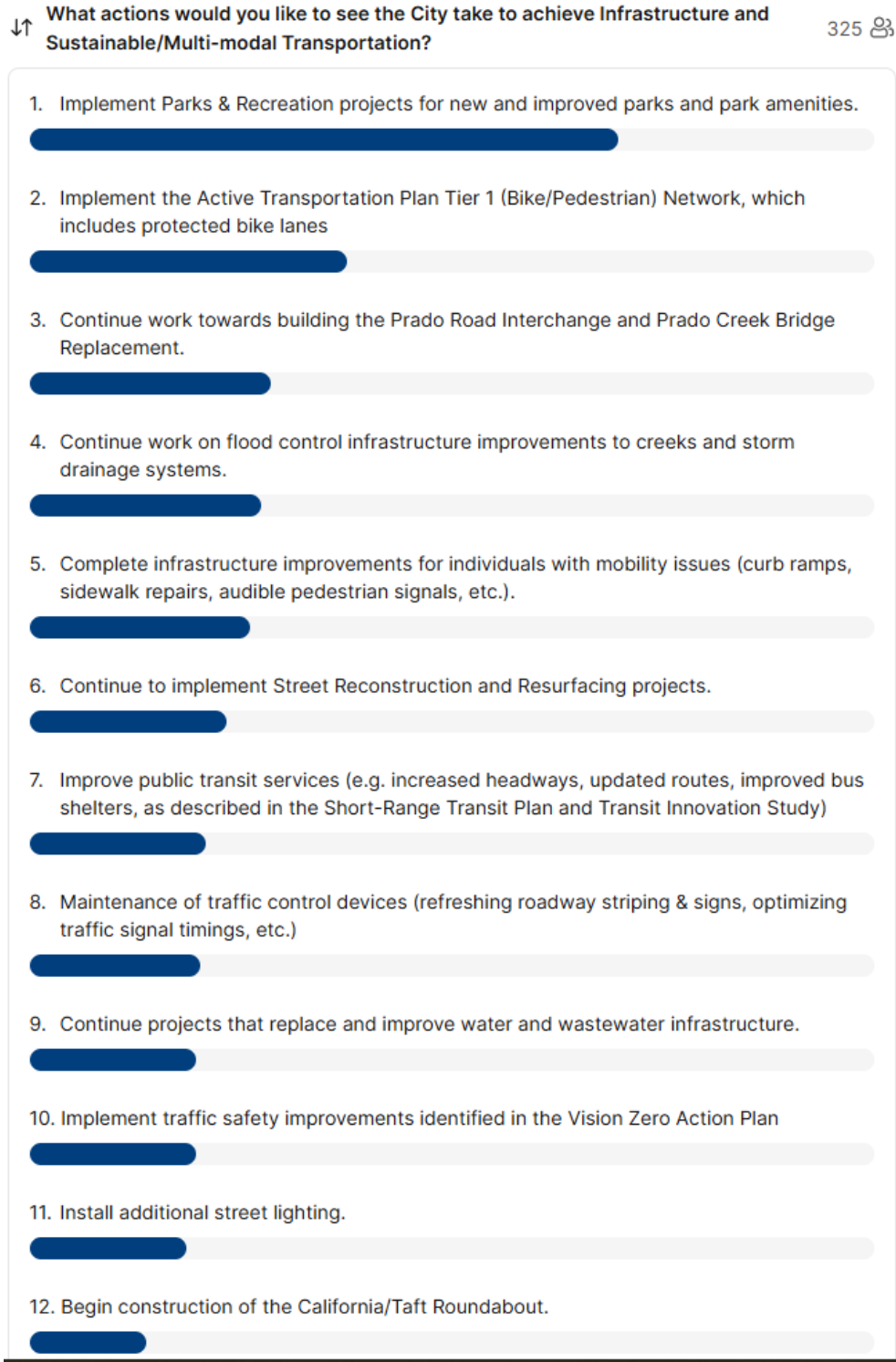
The City's Local Revenue Measure (G-20) requires funds raised through the measure to be used in the following areas. This poll allowed participants to rank which they thought were most important. There were 128 responses to this poll:

↓↑ **The City's Local Revenue Measure (G-20) requires funds raised through the measure to be used in the following areas. How would you prioritize the funding?** 128 



Infrastructure and Sustainable/Multimodal Transportation

325 total responses to the poll:



Attachment A – Forum Results Summary

Infrastructure and Sustainable/Mult-modal Transportation Other Ideas (101 responses). The top themes included:

49 Respondents indicated they wanted the Righetti Ranch Park system to be prioritized as a CIP.

19 Respondents had feedback on the expansion of bike paths throughout the City, about half were supportive and urged for more while half recommended prioritizing other types of infrastructure.

7 Respondents indicated they wanted the City to build more pickleball courts.

5 Respondents indicated they wanted the prioritization of the South Broad Street Corridor project in order to make it safer.

4 Respondents indicated they wanted the City to make improvements and enhancements at the Laguna Lake Golf Course.


Other responses indicated they wanted bike and pedestrian improvements on Tank Farm Road and several encouraged the expansion of mountain bike trails and other Parks and Recreation facilities.

Public Safety

137 total responses to the poll:

↕ **What actions would you like to see the City take to achieve a priority of Public Safety?**



137 


1. Utilize proven strategies to increase road safety for pedestrians, bicyclists, and motorists.

2. Enhance City hazard mitigation and risk reduction capabilities (fire, flood, earthquake).

3. Provide diversified outreach and enforcement to keep downtown clean, safe, and secure.

4. Utilizing grant opportunities to expand police and fire programs and support ongoing public safety initiatives.

5. Continue to diversify outreach and support for our unhoused community members and enforce city ordinances preserving overall quality of life for all community members.

6. Increase public safety staffing to enhance service delivery to the community

7. Increase and expand community policing initiatives

8. Enhance the City Emergency Operations Center and Management capabilities.

9. Continue to leverage technology to support a safer community and streamlined efforts of public safety personnel.


Attachment A – Forum Results Summary

Public Safety Other Ideas (24 responses). The top themes included:

7 Respondents indicated they wanted the City to prioritize street safety improvements including better lighting, more crosswalks, and implementing elements of the Vision Zero Plan.

6 Respondents indicated they wanted increased tenant protection measures and to ensure the safety of rental units.

4 Respondents indicated they wanted more to enforcement of traffic laws and speeding.

4 Respondents indicated they wanted a prioritization of emergency preparedness.

The remainder of the responses were mixed, with some suggesting reducing policing efforts and some suggesting additional services, especially related to homelessness response.

Other/New Ideas

74 Respondents to the new ideas section. Many of the ideas in this section reiterated ideas in the specific topic areas but the top themes included:

14 Respondents indicated they wanted the preservation of arts and culture in San Luis Obispo.

9 Respondents indicated they wanted new Parks and Recreation facilities such as pickleball or bike parks and some wanted additional swim services.

4 Respondents indicated they wanted the City to prioritize the construction of the Righetti Ranch Park System.

3 Respondents indicated they wanted the City to prioritize childcare opportunities and/or expand youth services and programs.

3 Respondents indicated they wanted more opportunities for healthcare professionals in the area and supported actions to attract healthcare providers.

3 Respondents indicated that they wanted the City to make improvements to the La Loma Adobe and prioritize the preservation of historical buildings.

E-Mails

Individuals who were not able to attend the forum were able to submit their ideas and thoughts via email. The CommunityForum@SLOCity.org email received 73 emails as of January 28, 2025. Staff has reviewed all of the emails received and found the following key themes:

14 Respondents indicated they wanted the continuation of “Cultural Vitality” within a Major City Goal and specifically supported the Cultural Arts District and the expansion of arts and culture opportunities within the City.

5 Respondents indicated that they wanted the City to make improvements to the La Loma Adobe and prioritize the preservation of historical buildings.

7 Respondents praised the City’s work on open space and the creation of trails and indicated that they would like to see more trail systems and specifically connecting trails between open spaces.

Attachment A – Forum Results Summary

5 Respondents indicated they wanted increased tenant protection measures and to ensure the safety of rental units.

5 Respondents indicated they wanted the prioritization of the South Broad Street Corridor project and implementation of the “Vision Zero” Action Plan.

5 Respondents indicated they wanted clean air to be a top priority and that the City should update its smoking ordinance to include multiunit housing.

5 Respondents indicated they wanted the City to build more bike trails and infrastructure, including more beginner-friendly mountain bike trails and a Mountain Bike Park in the Laguna Lake area.

All of the emails received have been archived to the City’s website here:

<https://opengov.slocity.org/WebLink/Browse.aspx?id=202624&cr=1>

Community Priorities Survey Results

A total of 1,629 individual survey responses were received by December 13, 2024, representing 81 hours of public comment. A chart identifying the top priorities from the survey is included below. All of the survey responses have been published as a reading file [here](#).

