



Council Agenda Report

Item 6d

Department: Fire
Cost Center: 8501
For Agenda of: 5/21/2024
Placement: Consent
Estimated Time: N/A

FROM: Todd Tuggle, Fire Chief
Prepared By: Nicole Vert, Business Analyst

SUBJECT: APPROVAL OF FIRE DEPARTMENT'S 2023 ANNUAL REPORT

RECOMMENDATION

That the City Council receive and approve the San Luis Obispo Fire Department's 2023 Annual Report.

POLICY CONTEXT

The Fire Department's 2023 Annual Report (Attachment A) provides an overview of the past operational year. The report highlights both department activity and statistics that the department utilizes to analyze performance and workload.

DISCUSSION

Prevention

In 2023, SLOFD reviewed over 416 plans for Development. Additionally, the Prevention Bureau conducted over 2,000 Fire and Life Safety Inspections

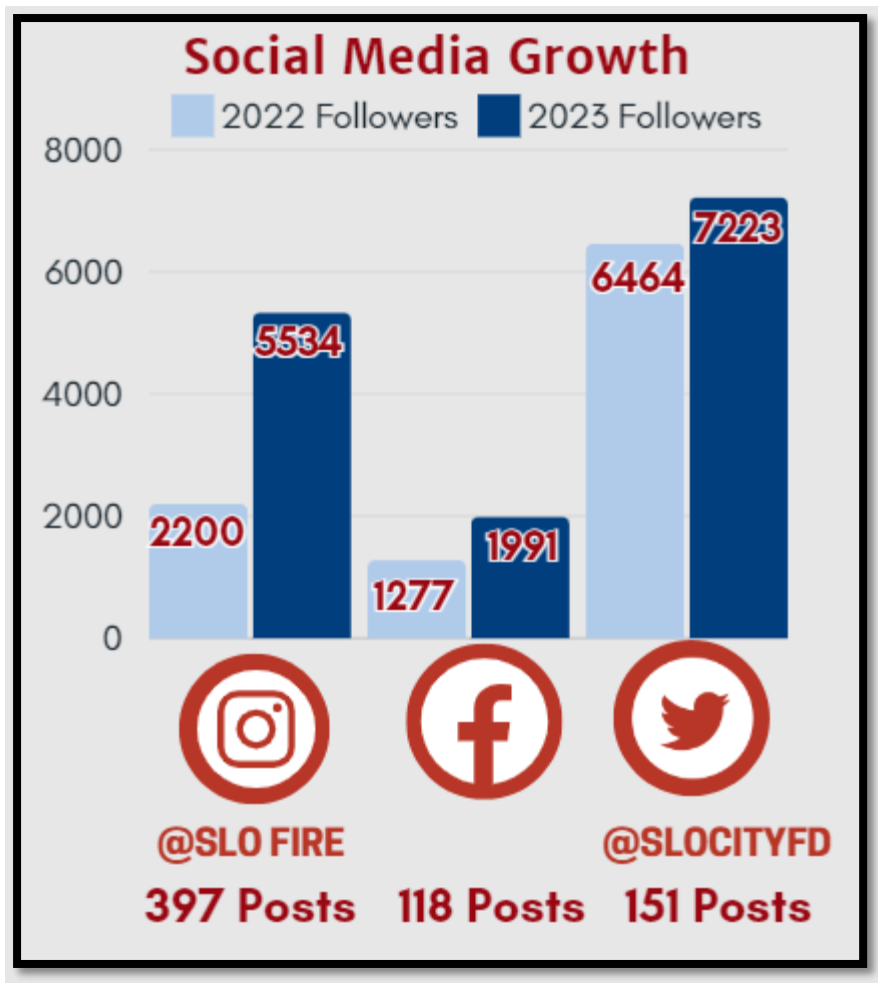
Multi-Dwelling	545 Inspections
Fire & Life Safety	1328 Inspections
Self-Inspections	53 Inspections
Haz-Mat	233 Inspections

These inspections involve nearly every type of occupancy in the City, from apartment complexes to large warehouses, to bars and restaurants.

Community Engagement

SLOFD actively engages in community education on the hazards and risks within our community. SLOFD has an active and rapidly growing media presence to prepare the community for a host of hazards.

- Wildfire preparedness presentation,
- Change your clock change your battery,
- Flood awareness,
- Severe Weather,
- Fire updates,
- CPR Pulsepoint, and
- Fire Safety Tips



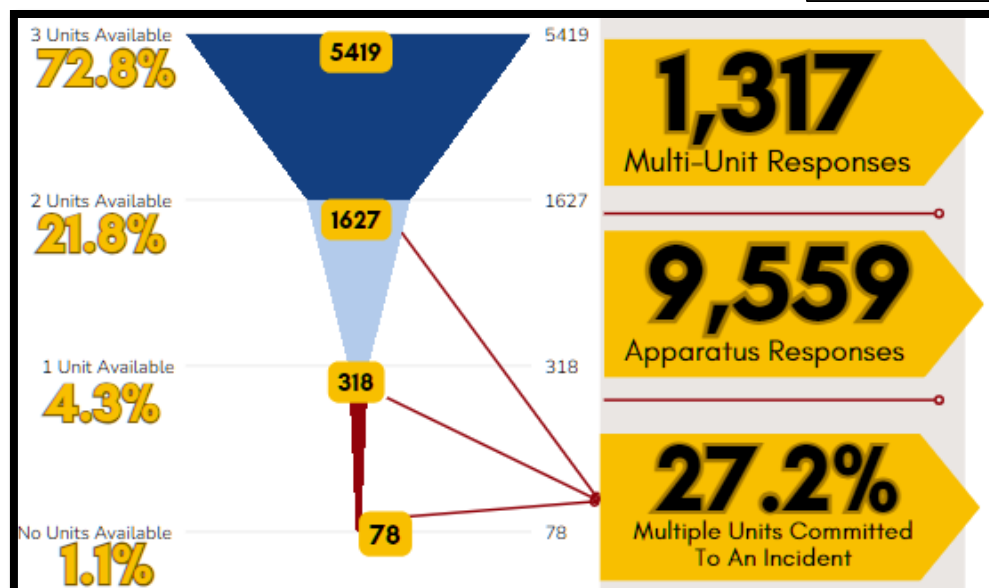
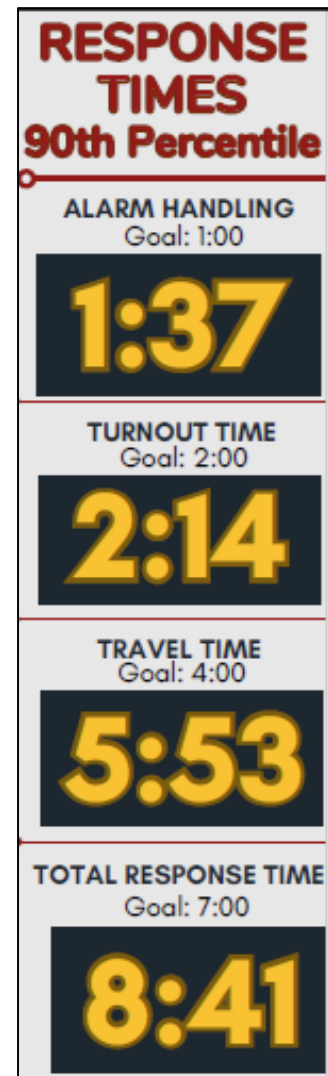
Emergency Response

In 2023, SLOFD responded to 7,428 incidents, with over 9,500 responses to various types of emergencies from 4 stations. These annual stats represent growth in demand over the last 7 years that shows little sign of dissipating. As we look at our core mission of risk mitigation, the volume of incidents and responses is nearing the capacity of the resources to respond appropriately.

Our response time metric is 7 minutes Total Response Time (TRT) to emergencies. Total Response Time includes three components:

- Alarm Handling is the time from when the Dispatch Center picks up the 911 call to dispatch of the appropriate units.
- Turnout time is the time it takes the crews to hear the dispatch, make their way to the apparatus, don the appropriate equipment and start towards the incident
- Travel Time is the actual time that the apparatus is traveling with lights and sirens to the emergency.

Since 2018, the amount of time that multiple calls for service have gone out simultaneously has risen from less than 10% to nearly 30%. In other words, 30% of the time, when there is a call for service, there is not one, but 2, 3, 4 and sometimes 5 or more calls for service simultaneously. When there are multiple calls for service, the likelihood of a delayed Total Response Time goes up significantly.



Training

Training is a constant process, requiring resources and time to stay abreast of the latest trends and evolving needs of the fire service. The seven disciplines, each requiring dedicated training hours, spread across the entire organization and even to other departments, as EOC operations are a “whole of City” responsibility.



Training Category	Training Hours Completed
Structure Fire	4,042
Wildland Fire	3,335
Hazardous Materials	1,487
Open Space Rescue	3,087
Urban Search and Rescue	2,736
Advanced Life Support	4,727
EOC Operations/Incident Management	1,334
Other	2,449
TOTAL	23,197

Analysis

From a thorough analysis of the call volume data, several trends appeared allowing the department to determine community needs and identify hotspots to more effectively serve the City.

1. 20% of SLOFD call volume tends to transient related calls for service.
2. 104 - number of fires in vegetation/trash cans inside of the city limits. In other words, homeless encampment fires in the heavily vegetated creek beds and open spaces interwoven throughout the City.
3. SLOFD went to 40 Prado nearly 600 times in 2023.
4. Over 400 times in 2023, SLOFD responded to non-emergent lift assists.

Item 6d

5. Return of spontaneous circulation, which is the return of a sustained heart rhythm, was achieved in 25.42% of patients.
6. SLOFD responded to 46 overdose patients.
7. 40% of Fire and Life Safety Inspections require a reinspection.
8. Less than 20% of businesses eligible to enroll in the Self Inspection program are submitting their reports.
 1. Certain low hazard businesses such as professional offices have been selected to participate in a simplified inspection program, saving both the department and businesses time.

Summary

The 2023 Annual Report provides an overview of the past operational year and highlights department activity, statistics and analysis that the department utilizes to analyze workload and drive performance enhancement.

Previous Council or Advisory Body Action

On June 20, 2023, the City Council received and filed the Fire Department's 2022 Annual Report.

Public Engagement

This item is a consent item for the May 21, 2024, City Council meeting and will follow all required postings and notifications.

ENVIRONMENTAL REVIEW

The California Environmental Quality Act does not apply to the recommended action in this report, because the action does not constitute a " Project" under CEQA Guidelines Sec. 15378.

FISCAL IMPACT

Budgeted: Yes

Budget Year: 2022-23 and 2023-24

Funding Identified: Yes

Fiscal Analysis:

Funding Sources	Total Budget Available	Current Funding Request	Remaining Balance	Annual Ongoing Cost
General Fund	N/A	\$0	\$0	\$0
State				
Federal				
Fees				
Other:				
Total	N/A	\$0	\$0	\$0

There is no fiscal impact associated with the recommendation to receive and file the report.

ALTERNATIVES

The City Council could choose to not receive and file the annual report. This is not recommended as the report provides a record of essential statistics, trends, and strategic initiatives that are important for policy makers and the public awareness in our community.

ATTACHMENTS

A - Fire Department 2023 Annual Report